

4500 Series

Automatic Slide/Fold Doors



www.recorddoors.com



record

your global partner for entrance solutions

4500 Series


record doors 4500 Series

Automatic Slide/Fold Doors




Elegant-Silent-Reliant

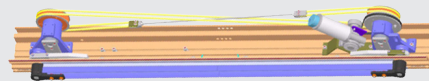
Where space is at a premium, record's Slide/Fold door allows quick and easy access. Ideally suited to buildings with narrow entrances, it is the perfect solution for restaurants, hotels, business premises, hospitals and homes for the elderly, as well as offices and private buildings. The Slide/Fold door uses record's proven system drive and control units, and have all the features and functions of record's 5100 series slide doors standard operator with additional available features. The Slide/Fold can be either surface applied or mounted between jambs.



This design eliminates fingerguards, maintains safety, & improves weatherseal.



Most folding door systems are based on swing door technology and utilize two operators in a biparting folding door, with the associated service cost.



The record slide/fold door is based upon slide door technology and provides a simplified drive system using a single motor, idler pulley and drive belts. The microprocessor control is also used from the slide door, providing the same smooth operation. It has inherently lower maintenance costs with fewer components.

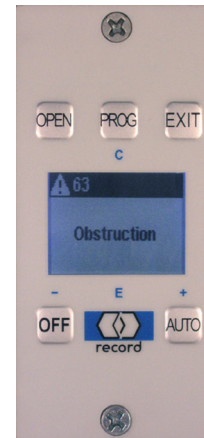


Reasons why the record Slide/Fold is vastly superior to standard folding door systems:

- Many retailers, when faced with the dilemma of maximizing floor space while providing the biggest clear opening for customer convenience, have opted to standardize on the 4500 series. The mutual benefit of retrofitting a pair of 36" manual swing doors on their entrances and still able to provide a 57 3/4" clear door width has proven to be the most cost effective solution for their needs as little to no retrofit dollars are mandated."
- The 4500 series is available to match most any storefront requirements including painted and clad options. Available as standard in either clear anodized or dark bronze anodized. Surface applied variations (the 4600 Series) are also available for further ease of retrofit.
- The 4500 series is UL 325 listed and complies with ANSI A 156.10 for Power Operated Pedestrian Doors. Due to the larger net door opening the 4500 series meets APA clearance requirements even on a 48" masonry opening.
- Eliminates the requirement of finger guard at the jamb – a component that consistently fails.
- A folding pivot is subject to torsional loads and fatigue failure caused by
 - a.) location of the pivot point with respect to the alignment of the panels;
 - b.) flexing (twisting) of the door panels during normal operation;
 - c.) jerky operation of the drive mechanism.
- Moving the pivot closer to the jamb provides additional support of the pivot and increases the clear opening of the door. The record bottom pivot is a sealed, precision bearing mounted into a hardened steel ring, which provides protection for the bearing. Being positioned adjacent to the jamb also increases net door opening and abuse protection.

The S.M.A.R.T. Panel:

- Is a control panel with an intuitive interface and visual feedback of door status. Selecting the operational mode of the door is a single button press, and the built-in display will provide confirmation.
- Can be manually locked, preventing unauthorized alteration by those who do not have the permission to adjust the door.
- Will automatically provide on alert message if an abnormal condition occurs.
- Provides user with the phone number of the authorized service agent.
- Reminds you of your commitment in performing a daily safety check.
- Provides information regarding objects in track that may negatively impact the operation of the door.
- Displays current door setting in regard to traffic selection and egress.



Two control panels can be installed on the same door; one at the unit and one remote. This allows ease of access to a store manager who desires another S.M.A.R.T. Panel to be mounted in their office. The S.M.A.R.T. Panel can be remotely mounted up to 3,000 feet away from the door.

DIMENSIONS FOR STANDARD PACKAGES – 4500 ONLY

Overall Frame Width	Door Opening Width	Overall Frame Height	Door Opening Height			Full Breakout Opening	Projection
			Units W/O Threshold	Units W/ 1/4" Threshold	Units W/ 1/2" Threshold		
60 (1524)	45 3/4 (1162)	92 (2337)	83 1/8 (2111)	82 7/8 (2105)	82 5/8 (2099)	50 7/8	10 3/8
72 (1892)	57 3/4 (1467)	92 (2337)	83 1/8 (2111)	82 7/8 (2105)	82 5/8 (2099)	62 7/8	13 3/8
84 (2134)	69 3/4 (1772)	92 (2337)	83 1/8 (2111)	82 7/8 (2105)	82 5/8 (2099)	74 7/8	16 3/8
96 (2438)	81 3/4 (2076)	92 (2337)	83 1/8 (2111)	82 7/8 (2105)	82 5/8 (2099)	86 7/8	19 3/8

Masonry Opening is 1/4" (6) per side larger and 1/4" (6) taller than packages dimensions. Measurements given in inches (millimeters).

4500 Series

Contact

Section 08 42 29 AUTOMATIC FOLDING DOOR SYSTEMS SERIES 4500 SLIDE/FOLD DOORS

PART 1: GENERAL

- 1.01 SCOPE**
This specification details the requirements for the fabrication and installation of automatic Slide/folding doors. Door packages shall be complete including folding door panels, side jambs, header, operator, control, and bottom door pivots. (Optional activation devices, guide rail(s) and transom would also be included with this package.)
- 1.02 RELATED WORK**
The following exclusions are covered in Section(s) _____:
1. Preparation of the plumb and square masonry opening
2. Floor preparation
3. Electrical supply and connection (dedicated 120 VAC, 15 amp circuit for each single operator; 20 amp circuit for each pair): Section _____
4. Electrical wiring, conduit and supplies for remote switching (if required): Section _____
5. Glass and glazing: Section _____
- 1.03 QUALITY ASSURANCE**
Slide/folding door packages to be provided by an authorized distributor of record-usa. Provide automatic slide/folding door package(s) that meet the requirements of the following standards:
ANSI/BHMA A156.10: American National Standard for Power Operated Doors UL Standard 325: Standard for Electric Door, Drapery, Gate, Louver, and Window Operators and Systems
- 1.04 SUBMITTALS**
Installing record-usa distributor shall provide the following submittal information:
1. Product Data: Submit record-usa product data and standard details.
2. Shop Drawings: Submit five prints and one reproducible shop drawing for fabrication and installation approval.
3. Templates and diagrams: Submit templates, wiring diagrams, fabrication details, and other information to providers of related work to coordinate the proper installation of the automatic doors.
- 1.05 WARRANTY**
Slide/Folding door packages shall be warranted against defect in material and workmanship for a period of two years from the date of installation.

PART 2: PRODUCT

- 2.01 MANUFACTURER**
Series 4500 Slide/Fold folding door packages as detailed shall be supplied by record-usa, Monroe, N.C.
- 2.02 DESIGN**
- A. Slide/FOLD DOOR PACKAGE:** Slide/Folding door packages shall be complete including operator(s), folding door panels, side jambs, header, control, and bottom door pivots. (Optional activation devices, guide rail(s) and transom would also be included with this package.)
- B. DOORS AND FRAME:** All structural aluminum sections shall be 6063-T5 alloy with exposed surfaces anodized (painted) to matching architectural finish. Side jambs (and transom framing) shall be 1 3/4" x 4 1/2" (optional 4 1/2" x 4 1/2" side jambs are also available). Wool double weatherpile shall run full height of the lock stile and hinge stile of the FX panel and the catch stile and hinge stile of the FX (dual units only). Wool weatherpile shall run full height of the pivot stile of the FS panel(s).
- C. DOOR OPERATOR(S) AND CONTROL:** Slide/Folding door operator(s) shall be electro-mechanical, completely self-contained, and comply with ANSI/BHMA A156.10 and UL325. Operator(s) and control shall be completely concealed above the doors in an extruded aluminum header (alloy 6063-T6) with removable access cover with an overall size of 9"

deep x 7" high. Door movement shall be driven by a sealed DC gearmotor and nylon reinforced drive belt. The multifunction microprocessor control shall provide fully adjustable open, close, and check speeds. An adjustable hold open time delay (1-30 seconds) shall be provided. The microprocessor shall provide a safety-first recycle/stop feature if closing/opening is obstructed. The control shall provide a self-monitor system that compensates each cycle for changes in temperature, wind load, pressure and mechanical drag and checks for proper internal operation. The control shall automatically adjust motor speeds, checking action, and other operating characteristics. A backlit jamb mounted LCD display panel shall be provided as standard and shall have the following modes: Automatic, Off, Exit Only, Full Open, and Partial Open, and shall allow authorized service personnel to make door performance adjustments to the control. The reduced opening distance shall be field adjustable and can be constant or a function of traffic frequency. Selectable ratchet mode shall keep the door in the open position until a second activation signal. The operator shall allow the door to be opened manually in power off conditions. Optional battery pack shall automatically either open or close the door(s) after power is lost.

- D. SECURITY:** The folding door packages shall be fitted with an Adams Rite Maximum Security hookbolt deadlock. Dual units shall include a threshold bolt for two-point locking. (Option: Single units to be provided with a cylinder-operated flush bolt installed in the FS panel to lock the FS panel into the breakaway catch assembly. Dual units to be provided with two (2) cylinder operated flush bolts installed in the FS panels to lock the FS panels into the breakaway catch assembly).
- E. FINISH:** All exposed surfaces shall be integral color anodized (painted) to one of the following finishes:
1. 204-R1 Clear
2. Class 1 two-step, hardcoat dark bronze
3. Other anodized or painted finish as specified.
- F. ACTIVATION AND SAFETY DEVICES:** Opening cycle shall be activated by a floor mat, motion sensor or press wall switch installed in a location in compliance with ANSI A156.10 and all local codes. Safety device(s) shall be installed and protect the fold area of the door in compliance with ANSI A156.10.
- 2.03 REQUIREMENTS FOR WORK SPECIFIED IN OTHER SECTIONS**
ELECTRICAL: The General Contractor or Electrical Contractor shall furnish and install all wiring to header. Provide 120VAC, 60 Hz, 1 phase, 15 amp service to each single operator (20 amp service to each pair) on a separate, dedicated circuit routed into the header.

PART 3: EXECUTION

- 3.01 INSPECTION**
Inspect frame openings for correct size, plumb and square, suitable structural support for installation of the folding door package, and level floor for safe and reliable performance. Proceed with installation only after necessary corrections are made by the general contractor to insure a suitable opening.
- 3.02 INSTALLATION**
Install the door package plumb, square, and level in properly prepared and supported opening as required by record-usa instructions and as detailed on the shop drawings.
- 3.03 INSTRUCTION**
Following the installation and final adjustments, the installer/record-usa distributor shall fully instruct the facility manager/supervisor as to correct operating procedure and safety requirements of the automatic folding door package.
- 3.04 FINAL CLEANUP**
After installation and adjustment for smooth, reliable operation, clean the door package and remove all surplus material, equipment, and debris incidental to this work.

→ record automatic door systems


4324 Phil Hargett Court – Post Office Box 3099 – Monroe, NC 28110

tel. +1 704 289-9212 – e-mail: info@recorddoors.com – www.recorddoors.com

→ Headquarters

agta record ltd – Allmendstrasse 24 – 8320 Fehraltorf – Switzerland

tel.: +41 44 954 91 91 – e-mail: info@agta-record.com – www.agta-record.com



www.recorddoors.com



your global partner for entrance solutions